




Alarm

The interface features to avoid missing an important event

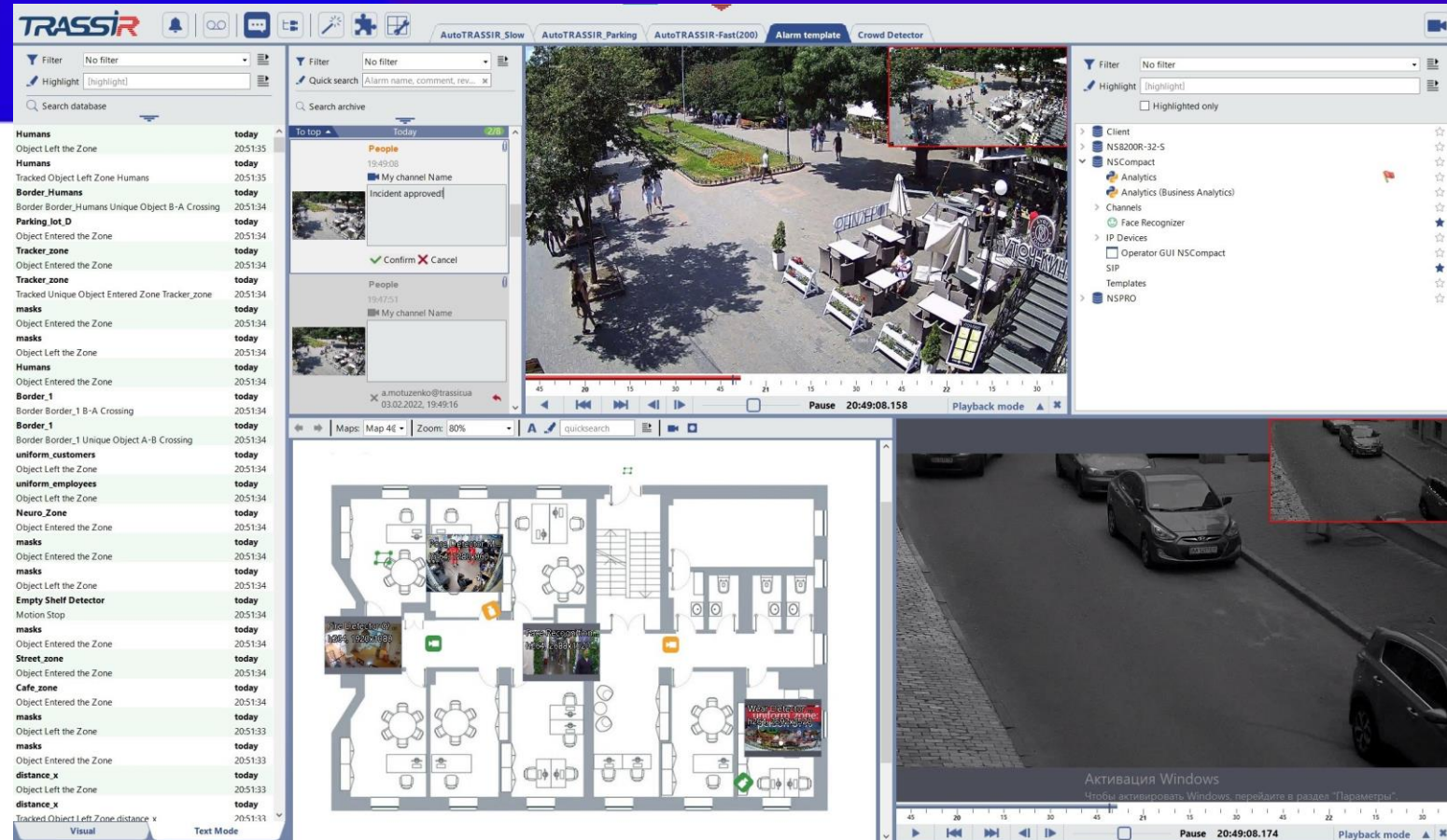




TRASSIR alarm interface

sends you alerts whenever danger occurs.

Therefore you can react to the incident faster, assess the degree of threat, and take any action necessary.



Alarm interface operation scheme



An object is captured by a video camera



The operator can go to the archive to confirm or deny the alarm.



An alarm appears in the notifications window



The detector reacts to the object



Types of events



Face recognition



Neuro detector events
(object in the area, object in the area for a set time, crossing a set line);



Social distance detector
module events



Face mask detector
module events



Pose Detector
module events



Body temperature alarms
(excessive body heat detection event when using thermal imaging cameras integrated into TRASSIR)



Movement
detection



Face detection
in an image



Sound
detection



Fire or smoke
detection



Flame extinction
detection



Unattended item
detection



Opening/closing
of alarm input



Security system
events



ArUco marker
detection in image



Types of response when set events occur:



Showing the channel where an alarm has occurred in TRASSIR software



Saving a screenshot of the event to a local drive



Sending an alarm description and screenshot via email



Sending an alarm description and screenshot via Telegram (server only)



Sending a screenshot to FTP



Activation of third-party notification systems



Displaying a text message with event details



Opening a pop-up window with event details



Playing audio



Alert generation




Face Recognition

Face recognition module

The interface of the intelligent Face Recognition module allows you to search for a person in the archive or in real-time.

It is possible to search a specific camera by time or date, as well as export video data of moments when the danger was detected to file.



Neuro Detector

Smart neural detector

can identify people, cars, and bicycles on video.

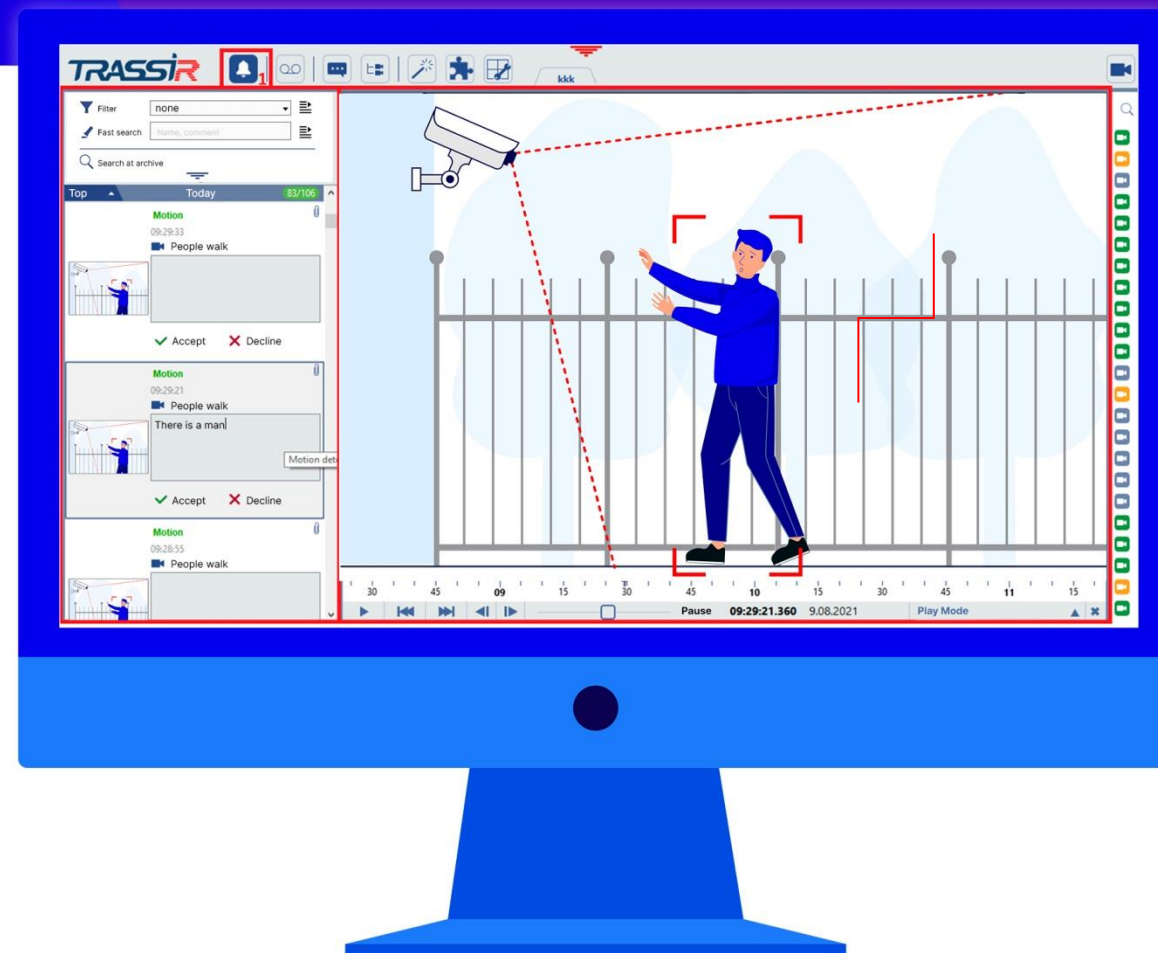
It does not react to other moving objects, such as trees;

Has several built-in false alarm filters;

When the detector is triggered, the operator will see a notification appear in the TRASSIR client.



These notifications can also be sent via e-mail or using a Telegram bot.



Neuro Abandoned Object Detector

is designed to detect unattended and forgotten items. The use of such a detector is often required at airports or railway stations, as well as on street cameras for Safe City projects.

The operator will receive alerts if the item's owner is not identified or if the owner disappears from the frame.



Item with no owner:

The detector will be triggered after the set waiting time without movement, set in a window by the same name, has ended.



Owner disappeared from the field of view.



Owner stepped out from the field of view.



Pose Detector

identifies people in unusual poses

With the option to customize notifications, the operator can respond in a timely manner to suspicious behavior around ATMs, patients falling in hospitals or nursing homes, and people raising their hands during armed attacks.

The module allows to send incident notifications in cases where an employee has fallen down due to any injury.



When an incident notification is received, an operator can promptly inform the medical services about that.

Detectable poses:



seated



bent



prone



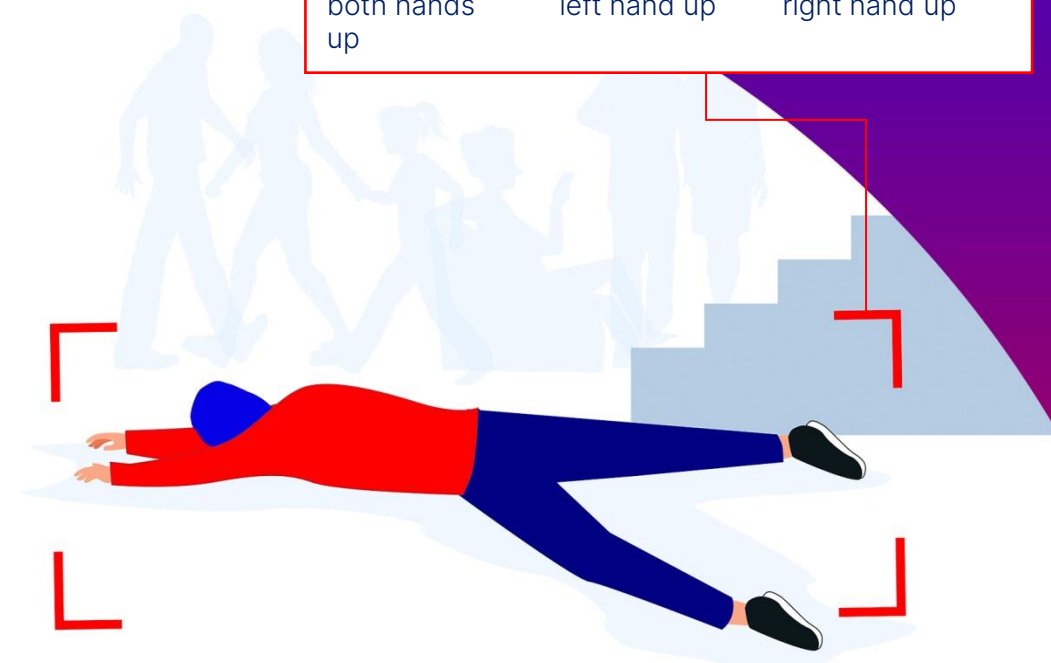
both hands
up



left hand up

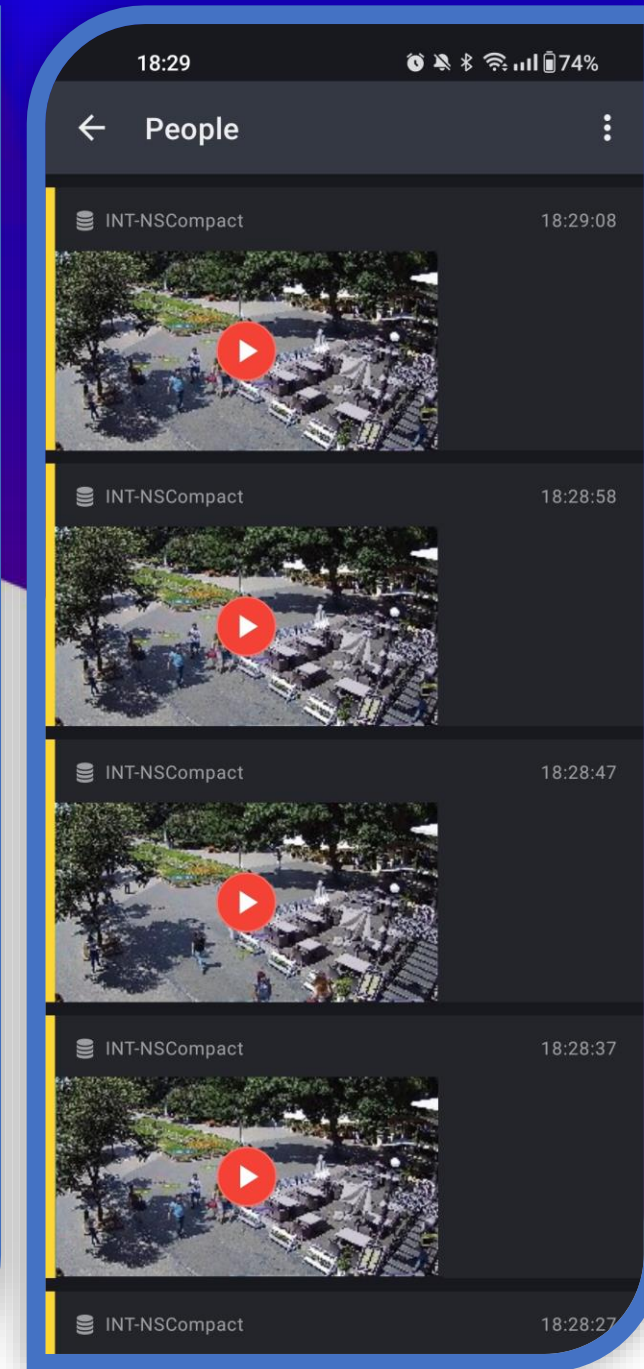
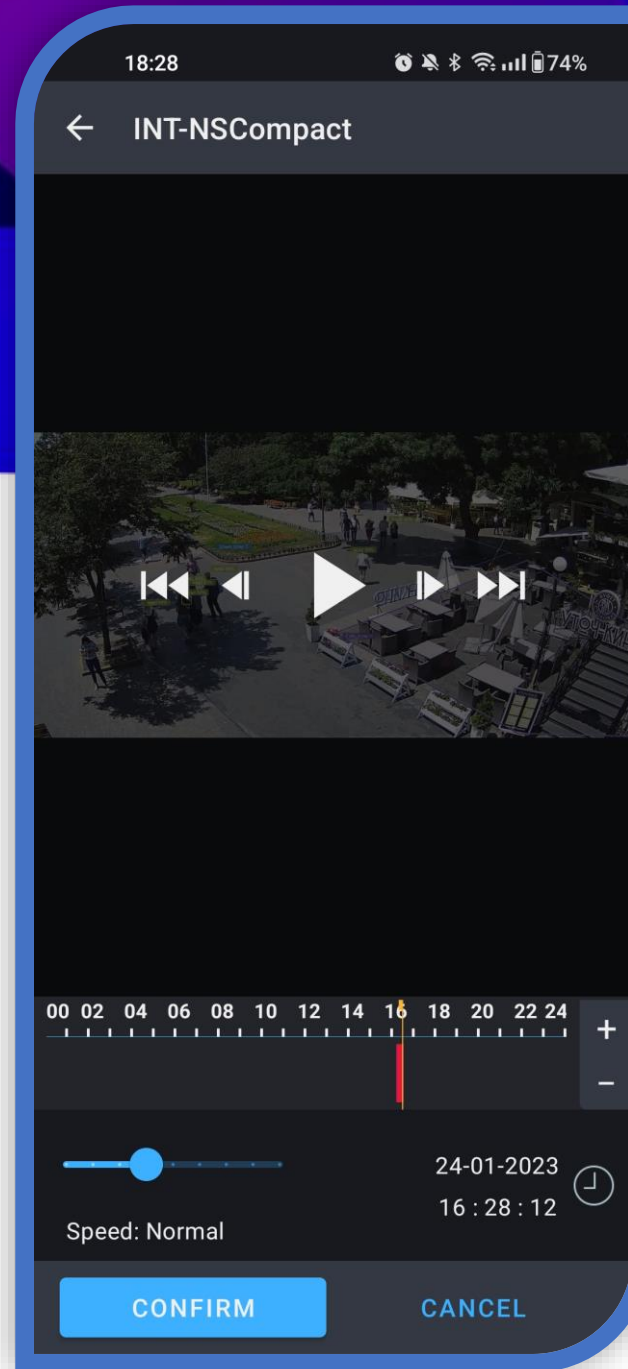


right hand up



Technical Implementation:

- The Alarm Monitor script can be used to customize reactions for any TRASSIR detector;
- Alarm generation and Reactions can be customized locally in the Alarm Monitor script;
- The operator can receive local notifications, emails, and Telegram messages;
- Notifications with the "Confirm" and "Decline" buttons can be configured in TRASSIR Cloud.





trassir.com



welcome@tglobal.ae

