



TRASSIR STAFF TRACKER

Automatic control of compliance
with work instructions



TRASSIR Staff Tracker DESCRIPTION

TRASSIR Staff Tracker is an intellectual video analytics allowing to assess staff work performance at a point of sale (cashiers, sales representatives or managers).

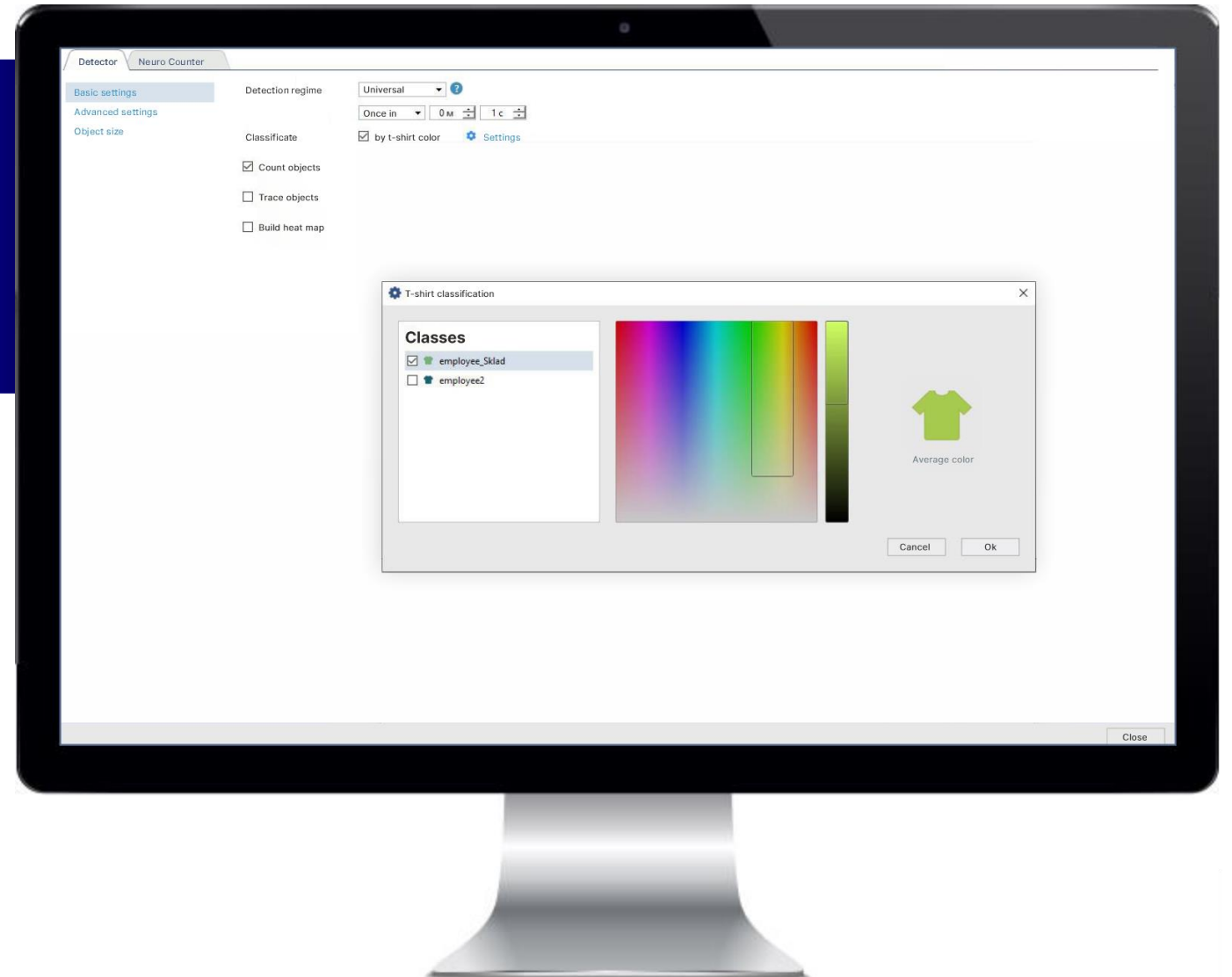
It is designed to allow the organization managers to:

- Count the number of attended and unattended customers
- Estimate how fast a customer is approached by the employee
- Reduce the losses coming from customers neglect
- Increase customer satisfaction and loyalty
- Monitor employee discipline and performance

TRASSIR Staff Tracker SOLUTIONS

Poor customer service can lead to serious financial and reputational losses.

TRASSIR Staff Tracker is based on neural networks allowing to distinguish employees from customers through the uniform color and count the amount of customer unattended.



TRASSIR Staff Tracker USE CASE

Case

Staff performance assessment and optimization at a point of sale.

Issue

To assess how much time a customer who entered a point of sale waits to be attended to by an employee.



Solution

The intellectual video analytics detects a customer's presence and starts keeping track of the customer as soon as the person enters the store.

At that moment the analytics starts counting the time the customers waits to be attended to.

TRASSIR Staff Tracker USE CASE

Case



Staff performance assessment and optimization at a point of sale.

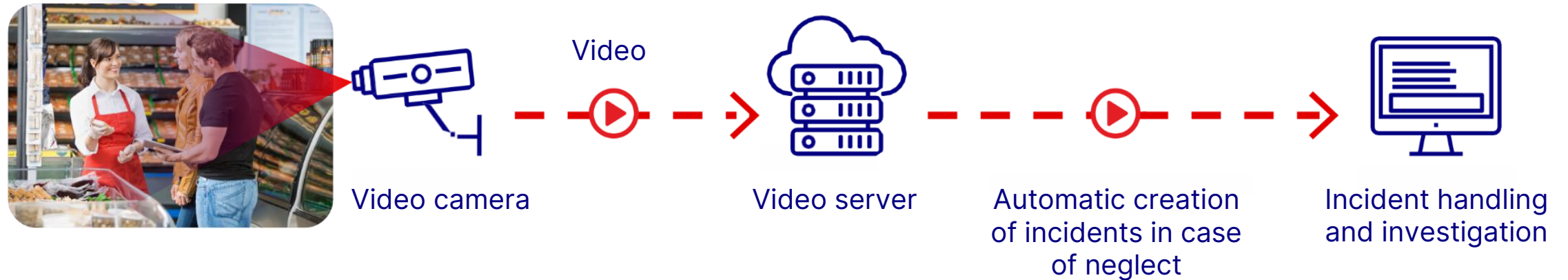
How it works

For each frame the intellectual video analytics identifies all the employees by the uniform and registers the distance between each employee and the customer.

If the distance becomes shorter and reaches the set value the analytics assumes that the employee did approach.

Once this happens time count stops. If the value of counter exceeds the set value a notification is generated.

Solution architecture. How does it work?



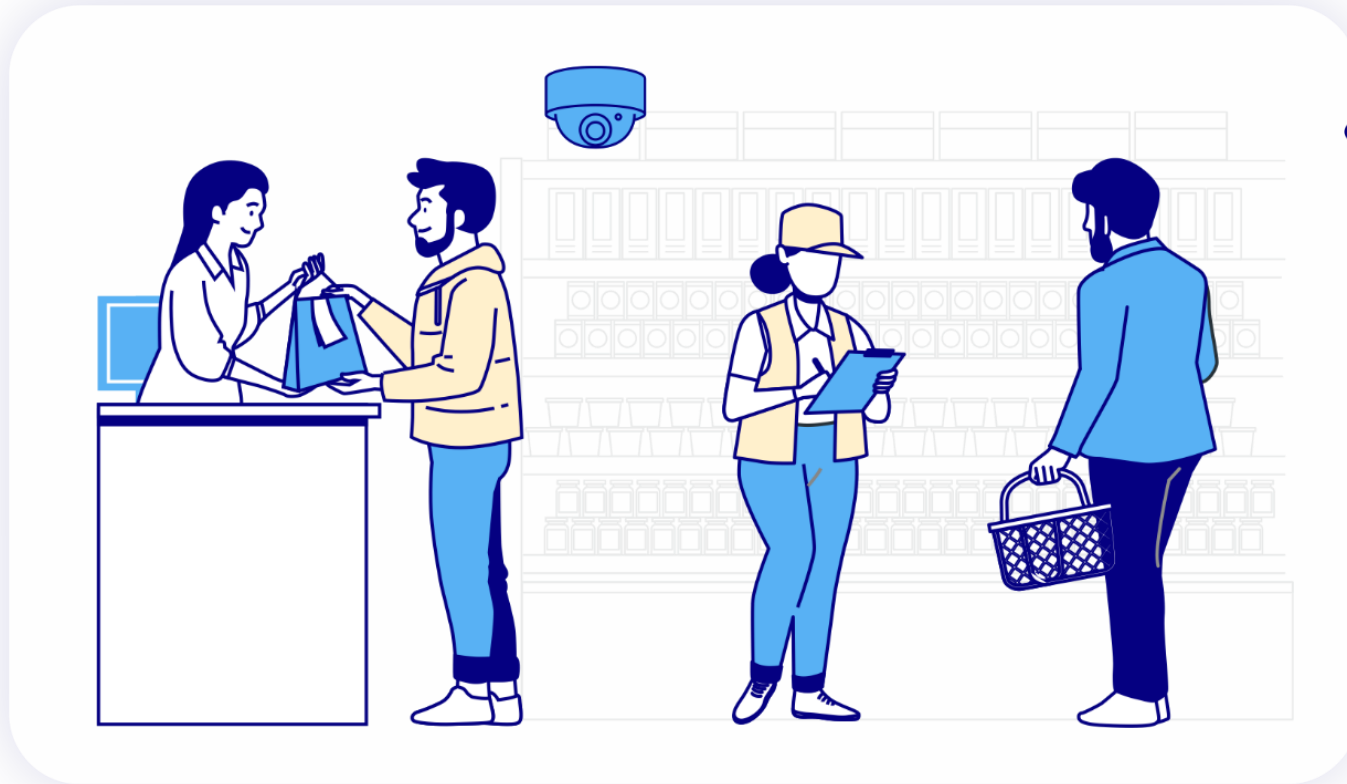
Reaction scenarios:

1 Notifications in the TRASSIR interface

2 Generating and exporting reports

3 Notifications:
 SMS-notifications
 Email-notifications
 Telegram
 Data export in XLSX and CSV

TRASSIR Staff Tracker SOLUTIONS



It gathers statistics on how many employees are within the defined area.

It generates a notification if during a certain period of time the employee is not identified within the zone.

It generates a notification if no employee approaches a customer.

TRASSIR Staff Tracker REPORTS

TRASSIR Staff Tracker allows to:

- create column report for further processing;
- provide for detailed information: data on how each customer is attended to helps to understand how much a customer waited for an employee.

Object	Start of period Data source	01.01.2019		31.01.2019		Number of buyers served on time	Number of buyers not served on time	Visitors total	Average staff reactin time
		Start date	Start time	End date	End time				
Store 1	Selling area	01.01.2019	9:00:00	01.01.2019	22:00:00	300	100	400	0:06:35
Store 1	Selling area	02.01.2019	9:00:00	02.01.2019	22:00:00	320	130	450	0:07:01
Store 2	Selling area	03.01.2019	9:00:00	03.01.2019	22:00:00	230	256	486	0:07:27
Store 2	Selling area	04.01.2019	9:00:00	04.01.2019	22:00:00	201	299	500	0:07:53
Store 3	Selling area	05.01.2019	9:00:00	05.01.2019	22:00:00	323	101	424	0:08:19
Store 3	Selling area	06.01.2019	9:00:00	06.01.2019	22:00:00	389	98	487	0:08:45
Store 1	Selling area	07.01.2019	9:00:00	07.01.2019	22:00:00	211	135	346	0:09:11
Store 1	Selling area	08.01.2019	9:00:00	08.01.2019	22:00:00	270	136	406	0:09:37
Store 2	Selling area	09.01.2019	9:00:00	09.01.2019	22:00:00	333	89	422	0:10:03
Store 2	Selling area	10.01.2019	9:00:00	10.01.2019	22:00:00	404	77	481	0:10:29
Store 3	Selling area	11.01.2019	9:00:00	11.01.2019	22:00:00	232	256	488	0:10:55
Store 3	Selling area	12.01.2019	9:00:00	12.01.2019	22:00:00	299	201	500	0:11:21
Store 1	Selling area	01.01.2019	9:00:00	01.01.2019	22:00:00	300	100	400	0:06:35
Store 1	Selling area	02.01.2019	9:00:00	02.01.2019	22:00:00	320	130	450	0:07:01
Store 2	Selling area	03.01.2019	9:00:00	03.01.2019	22:00:00	230	256	486	0:07:27
Store 2	Selling area	04.01.2019	9:00:00	04.01.2019	22:00:00	201	299	500	0:07:53
Store 3	Selling area	05.01.2019	9:00:00	05.01.2019	22:00:00	323	101	424	0:08:19
Store 3	Selling area	06.01.2019	9:00:00	06.01.2019	22:00:00	389	98	487	0:08:45
Store 1	Selling area	07.01.2019	9:00:00	07.01.2019	22:00:00	211	135	346	0:09:11
Store 1	Selling area	08.01.2019	9:00:00	08.01.2019	22:00:00	270	136	406	0:09:37
Store 2	Selling area	09.01.2019	9:00:00	09.01.2019	22:00:00	333	89	422	0:10:03
Store 2	Selling area	10.01.2019	9:00:00	10.01.2019	22:00:00	404	77	481	0:10:29
Store 2	Selling area	11.01.2019	9:00:00	11.01.2019	22:00:00	232	256	488	0:10:55
Store 2	Selling area	12.01.2019	9:00:00	12.01.2019	22:00:00	299	201	500	0:11:21
Store 1	Selling area	01.01.2019	9:00:00	01.01.2019	22:00:00	300	100	400	0:06:35
Store 1	Selling area	02.01.2019	9:00:00	02.01.2019	22:00:00	320	130	450	0:07:01
Store 2	Selling area	03.01.2019	9:00:00	03.01.2019	22:00:00	230	256	486	0:07:27
Store 2	Selling area	04.01.2019	9:00:00	04.01.2019	22:00:00	201	299	500	0:07:53
Store 3	Selling area	05.01.2019	9:00:00	05.01.2019	22:00:00	323	101	424	0:08:19
Store 3	Selling area	06.01.2019	9:00:00	06.01.2019	22:00:00	389	98	487	0:08:45
Store 1	Selling area	07.01.2019	9:00:00	07.01.2019	22:00:00	211	135	346	0:09:11
Store 1	Selling area	08.01.2019	9:00:00	08.01.2019	22:00:00	270	136	406	0:09:37
Store 2	Selling area	09.01.2019	9:00:00	09.01.2019	22:00:00	333	89	422	0:10:03
Store 2	Selling area	10.01.2019	9:00:00	10.01.2019	22:00:00	404	77	481	0:10:29
Store 3	Selling area	11.01.2019	9:00:00	11.01.2019	22:00:00	232	256	488	0:10:55
Store 3	Selling area	12.01.2019	9:00:00	12.01.2019	22:00:00	299	201	500	0:11:21
Store 1	Selling area	01.01.2019	9:00:00	01.01.2019	22:00:00	300	100	400	0:06:35
Store 1	Selling area	02.01.2019	9:00:00	02.01.2019	22:00:00	320	130	450	0:07:01
Store 2	Selling area	03.01.2019	9:00:00	03.01.2019	22:00:00	230	256	486	0:07:27
Store 2	Selling area	04.01.2019	9:00:00	04.01.2019	22:00:00	201	299	500	0:07:53
Store 3	Selling area	05.01.2019	9:00:00	05.01.2019	22:00:00	323	101	424	0:08:19

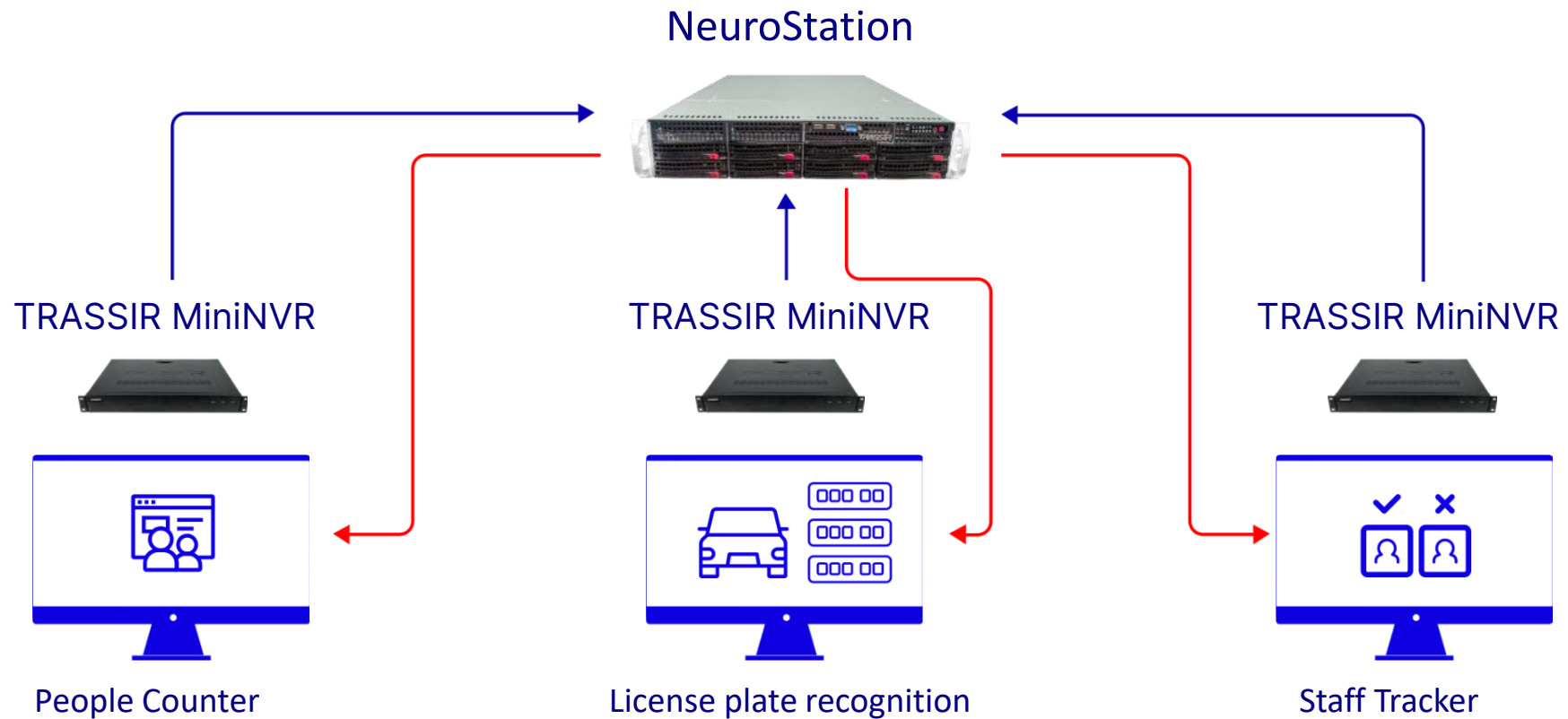
TRASSIR Staff Tracker TRASSIR NeuroStation

TRASSIR Staff Tracker
runs on TRASSIR
NeuroStation line



TRASSIR Staff Tracker I FEATURES

TRASSIR Staff Tracker supports Offload-analytics. You can connect several NVRs to TRASSIR NeuroStation to get all the features of neural video analytics.



Areas of application



Boutiques



Hardware stores



Pharmacies



Restaurants



Banks

Solution benefits

Efficiency

Dramatic increase in the efficiency of the video surveillance system – payback within the first months of operation

Integration flexibility

Used in conjunction with other smart business analytics modules, it provides consolidated reports on the situation in the outlet and allows you to make management decisions based on objective data

Modification

Option to expand functionality and create customized solutions

Convenience

Intuitive interface and a flexible range of reports designed with the expertise and needs of market leaders in mind

TRASSIR VMS management system

Local system for easy management of cameras and servers. Allows for monitoring the health of the servers, and ensures the reliability of the archive record

TRASSIR CMS management system

A corporate solution for managing tens of thousands of servers and hundreds of thousands of cameras within a single system. System health monitoring. Access restrictions. Consolidated video analytics data collection

Responsiveness

Real-time monitoring of the situation and the capability to respond immediately to a critical situation

Integration

The necessary set of mechanisms for integration with hardware

Independence

Option to use the module with most third-party equipment TRASSIR CMS



trassir.com



welcome@tglobal.ae

